

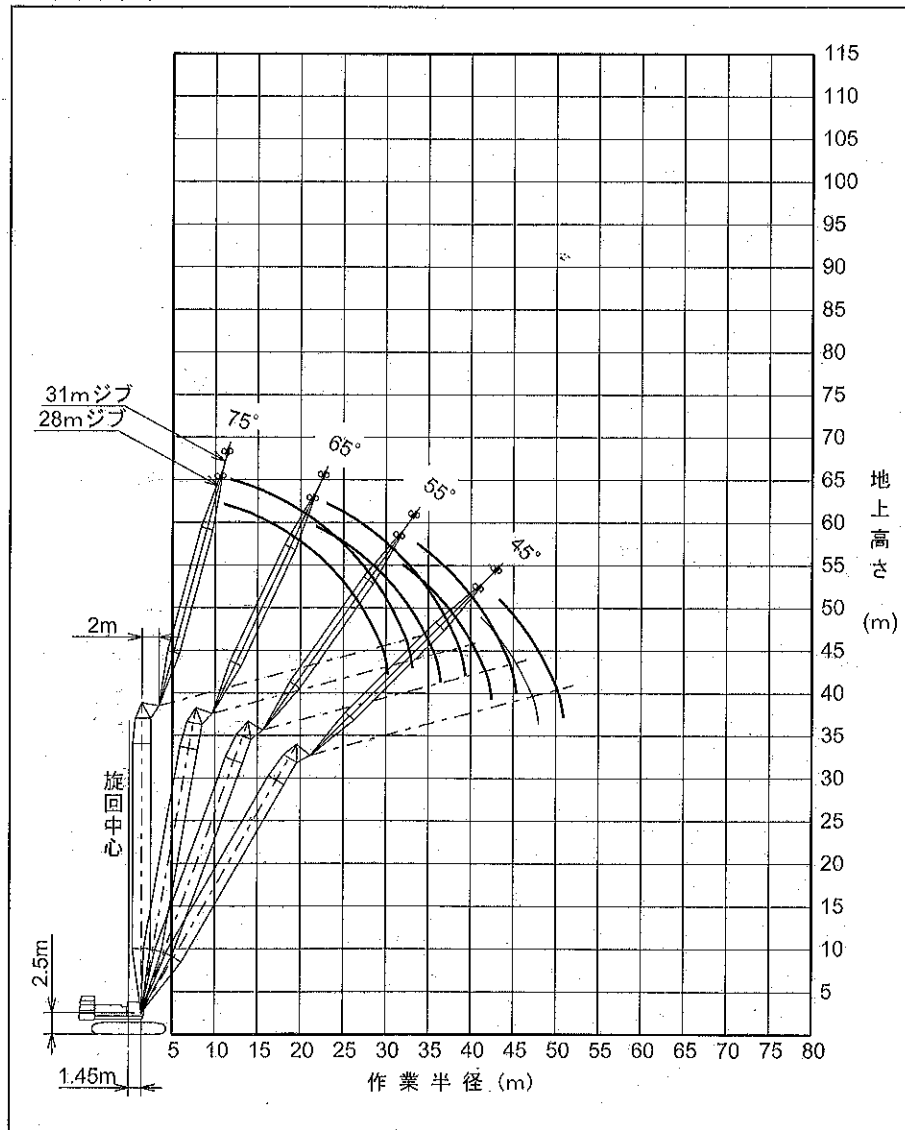
36_mタワー(2本掛)

■タワークレーン定格総荷重表

単位:t

| ジブ長さ(m) タワー角度(°) 作業半径(m) | 28 | | | | 31 | | | |
|--------------------------------|------------|------------|-------|-----------|------------|------------|------------|----|
| | 90 | 80 | 70 | 60 | 90 | 80 | 70 | 60 |
| 12.1 | 25.00 | | | | 12.9×25.00 | | | |
| 14.0 | 25.00 | | | | 25.00 | | | |
| 16.0 | 24.50 | | | | 23.35 | | | |
| 18.0 | 23.05 | | | | 21.75 | | | |
| 20.0 | 22.00 | 21.8×18.55 | | | 20.55 | | | |
| 22.0 | 21.40 | 18.25 | | | 19.70 | 23.1×17.15 | | |
| 24.0 | 18.85 | 16.35 | | | 19.15 | 16.25 | | |
| 26.0 | 16.20 | 14.80 | | | 16.80 | 14.70 | | |
| 28.0 | 13.90 | 13.50 | | | 14.65 | 13.40 | | |
| 30.0 | 11.55 | 12.40 | | | 12.75 | 12.30 | | |
| 32.0 | 30.2×10.90 | 11.50 | 11.50 | | 11.00 | 11.35 | 33.7×10.65 | |
| 34.0 | | 10.65 | 10.65 | | 33.1×9.60 | 10.60 | 10.50 | |
| 36.0 | | 9.90 | 9.90 | | | 9.75 | 9.75 | |
| 38.0 | | 36.4×9.75 | 9.25 | | | 9.10 | 9.10 | |
| 40.0 | | | 8.70 | 41.2×8.40 | | 39.3×8.70 | 8.50 | |
| 42.0 | | | 8.15 | 8.15 | 8.00 | | 43.3×7.70 | |
| 44.0 | | 42.4×8.05 | 7.65 | | | 7.55 | 7.60 | |
| 46.0 | | | 7.25 | | | 45.3×7.25 | 7.10 | |
| 48.0 | | | | 47.9×6.85 | | | 6.70 | |
| 50.0 | | | | | | | 6.35 | |
| 50.8 | | | | | | | 6.20 | |

■作業範囲図



作業範囲は無負荷時の状態です。

- (注) 1. 上表に示す定格総荷重は、水平堅土上の定置荷役における値で、転倒荷重の78%以内、および移動式クレーン構造規格で定める前方安定度1.15以上です。
 2. 実際につり上げられる荷重は、上表の定格総荷重からフックなどのつり具一切の質量を差し引いた値です。
 フック質量
 25t フック 0.85t
 3. 作業半径とは、荷をついた状態での旋回中心からつり荷の重心までの水平距離です。
 4. 表中の○×○は、作業半径 m × 定格総荷重 t を示します。
 5. カウンタウエイトの質量は、81.6t(上回り 79.2t + 下回り 2.4t)です。
 6. 作業を行うときは、必ずサイドフレームを規定位置まで拡張してください。

39_mタワー(2本掛)

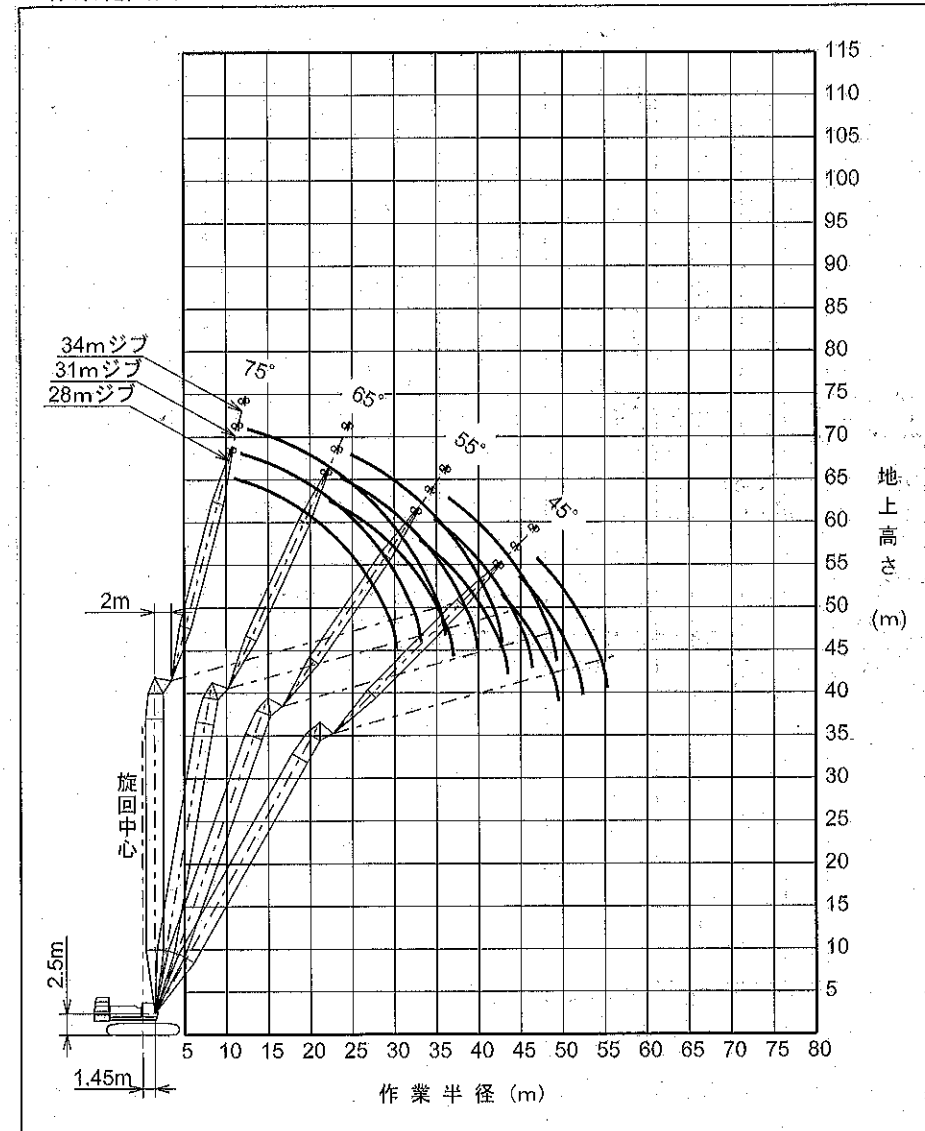
■タワークレーン定格総荷重表

単位:t

| ジブ長さ(m) タワー角度(°) 作業半径(m) | 28 | | | | 31 | | | | 34 | | | |
|--------------------------------|------------|------------|------------|-----------|------|----|----|----|------------|------------|------------|------|
| | 90 | 80 | 70 | 60 | 90 | 80 | 70 | 60 | 90 | 80 | 70 | 60 |
| 12.2 | 25.00 | | | | | | | | 13.0×25.00 | | | |
| 14.0 | 25.00 | | | | | | | | 25.00 | | | |
| 16.0 | 24.45 | | | | | | | | 23.30 | | | |
| 18.0 | 22.95 | | | | | | | | 21.75 | | | |
| 20.0 | 21.95 | | | | | | | | 20.55 | | | |
| 22.0 | 21.35 | 22.3×17.95 | | | | | | | 19.65 | 23.6×16.70 | | |
| 24.0 | 18.80 | 16.40 | | | | | | | 19.15 | 16.25 | | |
| 26.0 | 16.20 | 14.85 | | | | | | | 16.80 | 14.70 | | |
| 28.0 | 13.90 | 13.55 | | | | | | | 14.65 | 13.40 | | |
| 30.0 | 11.55 | 12.40 | | | | | | | 12.70 | 12.30 | | |
| 32.0 | 30.2×10.90 | 11.45 | 33.0×11.05 | | | | | | 10.95 | 11.35 | | |
| 34.0 | | 10.60 | 10.60 | | | | | | 33.1×9.60 | 10.50 | 34.7×10.25 | |
| 36.0 | | 9.85 | 9.85 | | | | | | 9.75 | 9.75 | | |
| 38.0 | | 36.9×9.55 | 9.25 | | | | | | 9.10 | 9.10 | | |
| 40.0 | | | 8.65 | | | | | | 39.8×8.55 | 8.50 | | |
| 42.0 | | | 8.15 | 42.7×8.00 | | | | | 8.00 | | | |
| 44.0 | | | | 43.4×7.80 | 7.65 | | | | 7.55 | 44.8×7.35 | | |
| 46.0 | | | | | 7.20 | | | | 7.10 | 7.05 | | |
| 48.0 | | | | | 6.80 | | | | 46.3×7.05 | 6.65 | | |
| 50.0 | | | | 49.4×6.55 | | | | | 6.30 | | 49.2×6.45 | 6.20 |
| 52.0 | | | | | | | | | 6.00 | | | 5.90 |
| 54.0 | | | | | | | | | 52.3×5.95 | | | 5.60 |
| 55.2 | | | | | | | | | | | | 5.40 |

※注記は26ページと同じになります。

■作業範囲図



作業範囲は無負荷時の状態です。

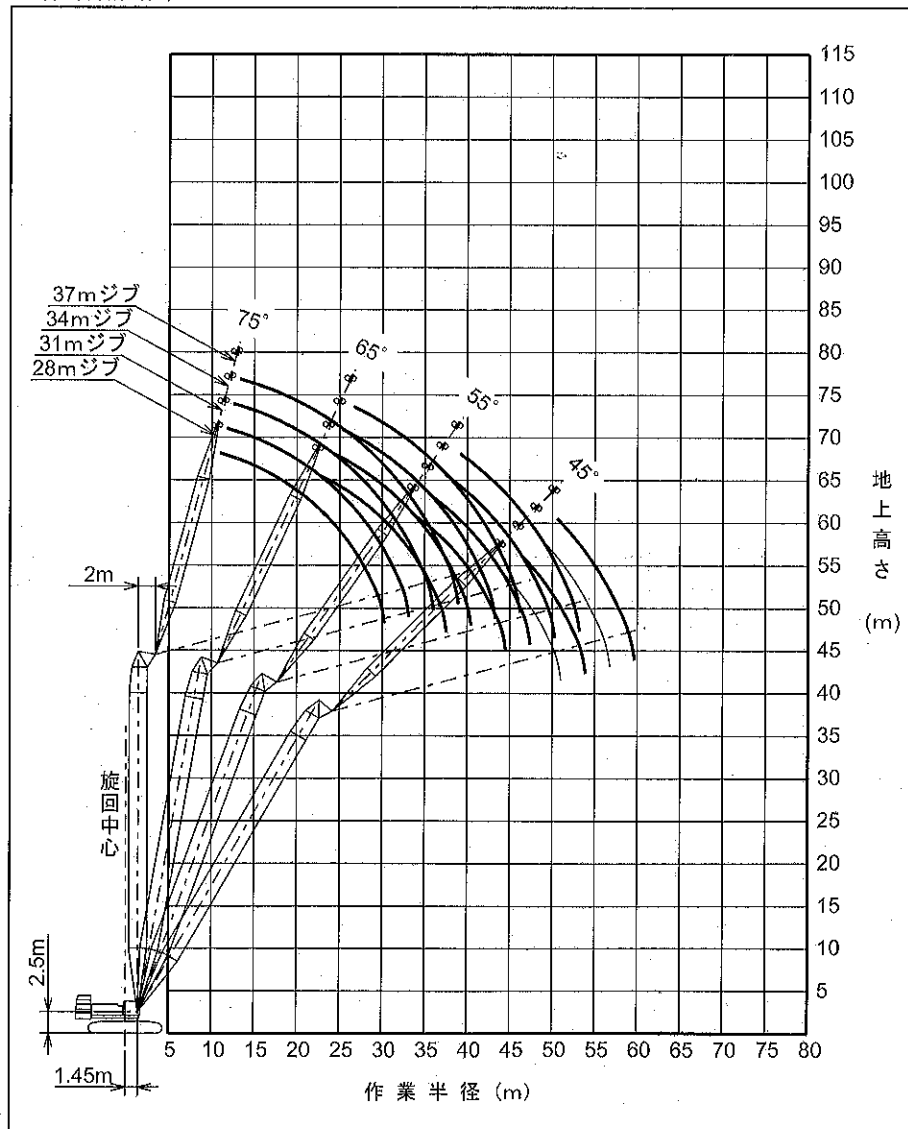
42_mタワー(2本掛)

■タワークレーン定格総荷重表

| ジブ長さ(m) タワー角度(°) 作業半径(m) | 28 | | | | 31 | | | | 34 | | | | 37 | | | |
|--------------------------------|------------|------------|-----------|-----------|------------|------------|-----------|-----------|------|-----------|-----------|----|------------|------------|-----------|-----------|
| | 90 | 80 | 70 | 60 | 90 | 80 | 70 | 60 | 90 | 80 | 70 | 60 | 90 | 80 | 70 | 60 |
| 12.2 | 25.00 | | | | 13.1x25.00 | | | | | | | | | | | |
| 14.0 | 25.00 | | | | 25.00 | | | | | | | | 14.7x23.10 | | | |
| 16.0 | 24.35 | | | | 23.25 | | | | | | | | 21.95 | | | |
| 18.0 | 22.90 | | | | 21.70 | | | | | | | | 20.40 | | | |
| 20.0 | 21.85 | | | | 20.45 | | | | | | | | 19.15 | | | |
| 22.0 | 21.30 | 22.8x17.50 | | | 19.60 | | | | | | | | 18.10 | | | |
| 24.0 | 18.80 | 16.40 | | | 19.10 | 24.1x16.20 | | | | | | | 17.25 | | | |
| 26.0 | 16.15 | 14.85 | | | 16.80 | 14.70 | | | | | | | 16.65 | 26.6x14.10 | | |
| 28.0 | 13.85 | 13.55 | | | 14.60 | 13.40 | | | | | | | 15.85 | 13.35 | | |
| 30.0 | 11.55 | 12.40 | | | 12.70 | 12.40 | | | | | | | 14.00 | 12.20 | | |
| 32.0 | 30.2x10.90 | 11.45 | | | 10.95 | 11.35 | | | | | | | 12.40 | 11.25 | | |
| 34.0 | | 10.60 | 10.60 | | 33.1x9.60 | 10.50 | 35.7x8.85 | | | | | | 11.40 | 10.35 | | |
| 36.0 | | 9.85 | 9.85 | | | 9.75 | 9.70 | | | | | | 9.35 | 9.70 | 37.5x8.20 | |
| 38.0 | | 37.4x8.40 | 9.20 | | | 9.10 | 9.05 | | | | | | 9.05 | 9.00 | | |
| 40.0 | | | 8.60 | | | 8.50 | 8.50 | | | | | | 8.45 | 8.40 | 38.9x8.40 | 8.35 |
| 42.0 | | | 8.10 | | | 40.3x8.45 | 7.95 | | | | | | 7.90 | 7.90 | | 7.85 |
| 44.0 | | | 7.65 | 44.2x7.60 | | | 7.50 | | | | | | 7.40 | 7.40 | | 7.35 |
| 46.0 | | | 44.4x7.55 | 7.20 | | | 7.10 | 46.3x7.00 | | | | | 7.00 | | | 6.95 |
| 48.0 | | | | 6.80 | | | 47.3x6.85 | 6.65 | | | | | 6.60 | 48.5x6.45 | | 48.1x6.90 |
| 50.0 | | | | 6.40 | | | | 6.25 | 6.25 | 6.15 | | | 6.15 | 50.6x6.00 | | |
| 52.0 | | | | | 50.9x6.25 | | | 5.95 | | 50.2x6.25 | 5.85 | | | 5.85 | 5.70 | |
| 54.0 | | | | | | | | 5.55 | | | 53.1x6.65 | | | 5.25 | 5.15 | |
| 56.0 | | | | | | | | | | | | | | 68.7x5.20 | | |
| 58.0 | | | | | | | | | | | | | | | | 4.90 |
| 59.6 | | | | | | | | | | | | | | | | 4.70 |

※注記は26ページと同じになります。

■作業範囲図



作業範囲は無負荷時の状態です。

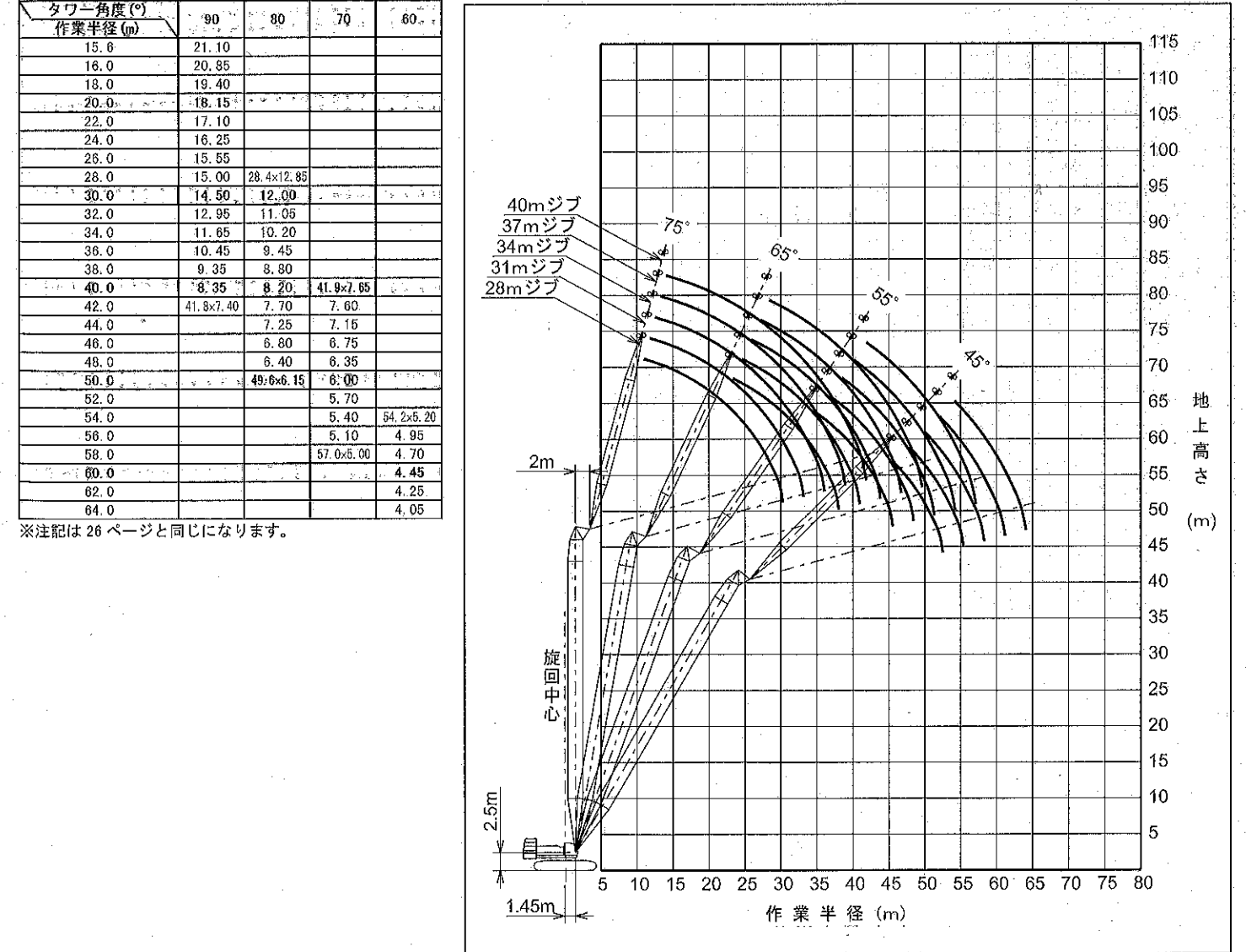
45_mタワー(2本掛)

■タワークレーン定格総荷重表

| ジブ長さ(m) タワー角度(°) 作業半径(m) | 28 | | | | 31 | | | | 34 | | | | 37 | | | |
|--------------------------------|------------|------------|-----------|-----------|------------|------------|-----------|-----------|------|-----------|-----------|----|------------|-----------|-----------|-----------|
| | 90 | 80 | 70 | 60 | 90 | 80 | 70 | 60 | 90 | 80 | 70 | 60 | 90 | 80 | 70 | 60 |
| 12.3 | 25.00 | | | | 13.1x25.00 | | | | | | | | | | | |
| 14.0 | 25.00 | | | | 25.00 | | | | | | | | 14.8x23.00 | | | |
| 16.0 | 24.30 | | | | 23.20 | | | | | | | | 21.95 | | | |
| 18.0 | 22.85 | | | | 21.60 | | | | | | | | 20.40 | | | |
| 20.0 | 21.80 | | | | 20.40 | | | | | | | | 19.10 | | | |
| 22.0 | 21.20 | 23.4x17.05 | | | 19.55 | | | | | | | | 18.05 | | | |
| 24.0 | 18.75 | 16.40 | | | 19.05 | 24.6x15.80 | | | | | | | 17.25 | | | |
| 26.0 | 16.15 | 14.85 | | | 16.75 | 14.70 | | | | | | | 17.85 | 14.65 | | |
| 28.0 | 13.85 | 13.55 | | | 14.60 | 13.40 | | | | | | | 15.80 | 13.35 | | |
| 30.0 | 11.55 | 12.40 | | | 12.70 | 12.40 | | | | | | | 14.00 | 12.20 | | |
| 32.0 | 30.2x10.90 | 11.45 | | | 10.90 | 11.35 | | | | | | | 12.35 | 11.25 | | |
| 34.0 | | 10.60 | 10.60 | | 33.1x9.60 | 10.50 | 35.1x8.25 | | | | | | 11.40 | 10.30 | | |
| 36.0 | | 9.85 | 9.85 | | | 9.75 | 9.70 | 36.8x8.50 | | | | | 9.35 | 9.65 | | |
| 38.0 | | 37.4x8.40 | 9.20 | | | 9.10 | 9.05 | | | | | | 9.00 | 8.95 | | |
| 40.0 | | | 8.60 | | | 8.50 | 8.45 | | | | | | 8.45 | 8.40 | 38.9x8.35 | 8.35 |
| 42.0 | | | 8.10 | | | 40.3x8.25 | 7.95 | | | | | | 7.90 | 7.85 | | 7.80 |
| 44.0 | | | 7.65 | 44.2x7.60 | | | 7.50 | | | | | | 7.40 | 7.40 | | 7.35 |
| 46.0 | | | 44.4x7.55 | 7.20 | | | 7.10 | 46.3x7.00 | | | | | 7.00 | | | 6.95 |
| 48.0 | | | | 6.80 | | | 47.3x6.85 | 6.65 | | | | | 6.60 | 48.5x6.45 | | 48.1x6.90 |
| 50.0 | | | | 6.40 | | | | 6.25 | 6.25 | 6.15 | | | 6.15 | 50.6x6.00 | | |
| 52.0 | | | | | 50.9x6.25 | | | 5.95 | | 50.2x6.25 | 5.85 | | | 5.85 | 5.70 | |
| 54.0 | | | | | | | | 5.55 | | | 53.1x6.65 | | | 5.25 | 5.15 | |
| 56.0 | | | | | | | | | | | | | | 68.7x5.20 | | |
| 58.0 | | | | | | | | | | | | | | | | 4.95 |
| 60.0 | | | | | | | | | | | | | | | | 4.80 |
| 61.1 | | | | | | | | | | | | | | | | 4.50 |

※注記は26ページと同じになります。

■作業範囲図



作業範囲は無負荷時の状態です。

48_mタワー(2本掛)

■タワークレーン定格総荷重表

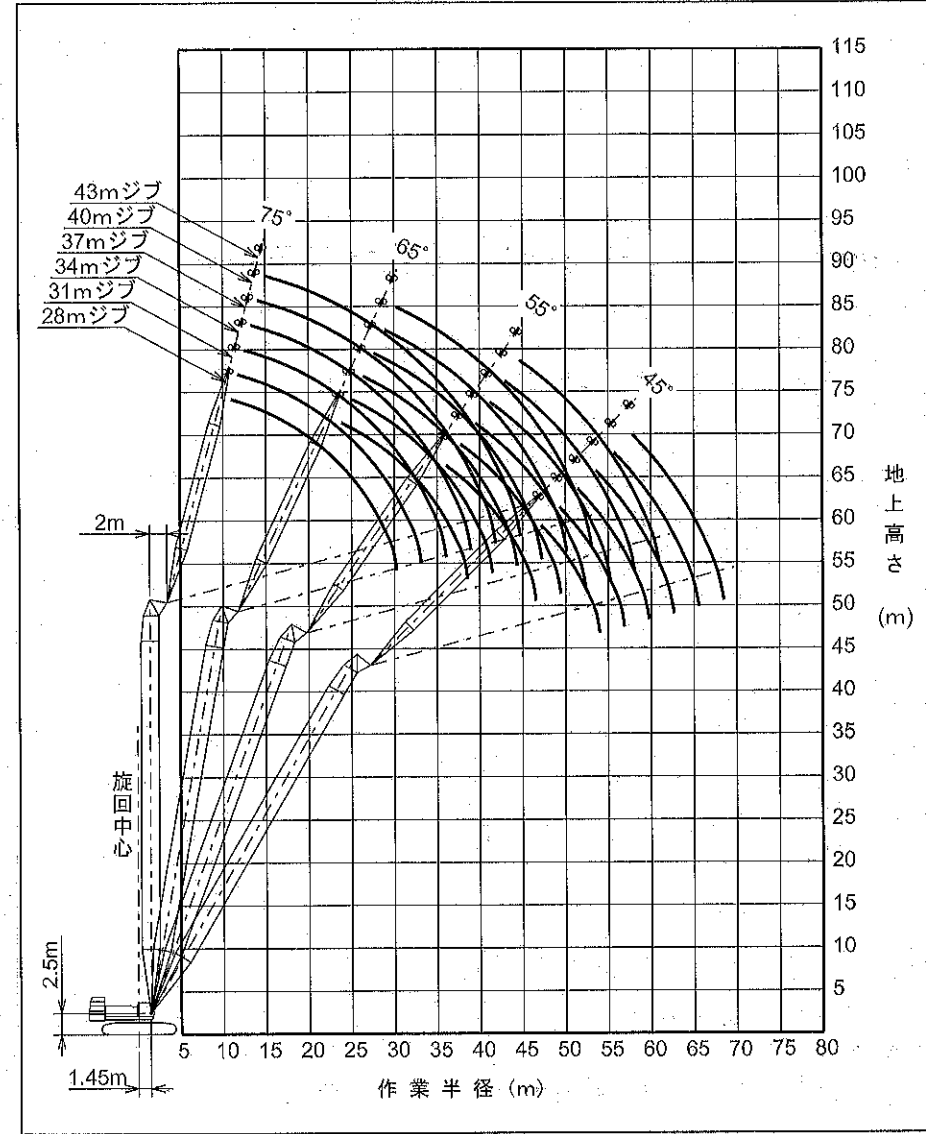
単位:t

| ジブ長さ(m) タワー角度(°) 作業半径(m) | 28 | | | | 31 | | | | 34 | | | | 37 | | | |
|--------------------------------|------------|------------|-----------|-----------|------------|------------|------|----|-----------|------------|----|----|------------|------------|-----------|----|
| | 90 | 80 | 70 | 60 | 90 | 80 | 70 | 60 | 90 | 80 | 70 | 60 | 90 | 80 | 70 | 60 |
| 12.3 | 25.00 | | | | 13.2x25.00 | | | | | | | | | | | |
| 14.0 | 25.00 | | | | 25.00 | | | | 24.75 | | | | 14.8x22.85 | | | |
| 16.0 | 24.25 | | | | 23.10 | | | | 22.85 | | | | 21.85 | | | |
| 18.0 | 22.75 | | | | 21.55 | | | | 21.25 | | | | 20.35 | | | |
| 20.0 | 21.75 | | | | 20.35 | | | | 20.00 | | | | 19.05 | | | |
| 22.0 | 21.15 | 23.9x16.80 | | | 19.50 | | | | 19.00 | | | | 18.00 | | | |
| 24.0 | 18.75 | 16.40 | | | 18.95 | 25.2x15.35 | | | 18.25 | | | | 17.20 | | | |
| 26.0 | 16.10 | 14.85 | | | 16.75 | 14.70 | | | 17.80 | 26.4x14.35 | | | 16.55 | 27.7x13.45 | | |
| 28.0 | 13.80 | 13.55 | | | 14.55 | 13.40 | | | 15.80 | 13.30 | | | 16.10 | 13.20 | | |
| 30.0 | 11.55 | 12.40 | | | 12.65 | 12.30 | | | 13.95 | 12.20 | | | 14.30 | 12.10 | | |
| 32.0 | 30.2x10.90 | 11.45 | | | 10.90 | 11.30 | | | 12.35 | 11.25 | | | 12.75 | 11.15 | | |
| 34.0 | | 10.60 | | | 33.1x9.60 | 10.45 | | | 10.90 | 10.40 | | | 11.35 | 10.30 | | |
| 36.0 | | 9.85 | 36.1x9.90 | | 9.75 | 37.8x9.15 | | | 9.35 | 9.65 | | | 10.10 | 9.55 | | |
| 38.0 | | 9.20 | 9.20 | | 9.10 | 9.05 | | | 9.00 | 39.5x8.90 | | | 8.90 | 8.90 | | |
| 40.0 | | 38.5x9.05 | 8.60 | | 8.50 | 8.45 | | | 8.40 | 8.35 | | | 38.9x8.35 | 8.30 | 41.2x7.95 | |
| 42.0 | | | 8.05 | | 41.4x8.10 | 7.95 | | | 7.90 | 7.85 | | | 7.80 | 7.70 | | |
| 44.0 | | | 7.60 | | 7.45 | 7.45 | | | 7.40 | 7.35 | | | 7.35 | 7.25 | | |
| 46.0 | | | 7.15 | 47.2x6.95 | 7.05 | 7.05 | | | 44.3x7.35 | 6.95 | | | 6.90 | 6.85 | | |
| 48.0 | | | 48.5x7.05 | 6.75 | 6.65 | 49.3x6.35 | | | 6.65 | 6.65 | | | 47.2x6.65 | 6.45 | | |
| 50.0 | | | | 6.35 | 6.35 | 49.4x6.40 | 6.20 | | 6.20 | 51.5x5.85 | | | 6.10 | 6.10 | | |
| 52.0 | | | | 6.05 | 6.05 | | 5.85 | | 5.90 | 5.75 | | | 5.80 | 5.80 | 53.6x5.40 | |
| 54.0 | | | | 53.9x5.75 | 5.55 | 5.55 | 5.55 | | 52.3x5.85 | 5.45 | | | 5.50 | 5.50 | 5.30 | |
| 56.0 | | | | | 5.30 | 5.30 | 5.30 | | 5.15 | 5.15 | | | 55.2x5.30 | 5.05 | 5.05 | |
| 58.0 | | | | | 58.8x5.15 | 4.90 | 4.90 | | 4.90 | 4.90 | | | | 4.80 | 4.80 | |
| 60.0 | | | | | | 59.7x4.70 | 4.55 | | | | | | | 4.55 | 4.55 | |
| 62.0 | | | | | | | 4.35 | | | | | | | 4.35 | 4.35 | |
| 62.8 | | | | | | | 4.25 | | | | | | | 4.25 | 4.25 | |

| ジブ長さ(m) タワー角度(°) 作業半径(m) | 40 | | | | 43 | | | |
|--------------------------------|-----------|------------|-----------|-----------|------------|------------|-----------|-----------|
| | 90 | 80 | 70 | 60 | 90 | 80 | 70 | 60 |
| 15.6 | 21.05 | | | | | | | |
| 16.0 | 20.80 | | | | 16.5x18.70 | | | |
| 18.0 | 19.35 | | | | 18.60 | | | |
| 20.0 | 18.10 | | | | 18.20 | | | |
| 22.0 | 17.05 | | | | 17.25 | | | |
| 24.0 | 16.20 | | | | 16.25 | | | |
| 26.0 | 15.50 | | | | 15.35 | | | |
| 28.0 | 15.00 | 29.0x12.65 | | | 14.65 | | | |
| 30.0 | 14.45 | 11.95 | | | 14.05 | 30.2x11.75 | | |
| 32.0 | 12.95 | 11.00 | | | 13.10 | 10.90 | | |
| 34.0 | 11.60 | 10.15 | | | 11.80 | 10.10 | | |
| 36.0 | 10.45 | 9.45 | | | 10.65 | 9.35 | | |
| 38.0 | 9.35 | 8.80 | | | 9.60 | 8.70 | | |
| 40.0 | 8.30 | 8.20 | | | 8.65 | 8.10 | | |
| 42.0 | 41.8x7.35 | 7.70 | 43.0x7.40 | | 7.75 | 7.60 | | |
| 44.0 | | 7.20 | 7.10 | | 6.90 | 7.10 | 44.7x6.90 | |
| 46.0 | | 6.80 | 6.70 | | 44.7x6.55 | 6.70 | 6.60 | |
| 48.0 | | 6.40 | 6.30 | | | 6.30 | 6.20 | |
| 50.0 | | 6.05 | 5.95 | | | 5.95 | 5.85 | |
| 52.0 | | 50.1x6.00 | 5.65 | | | 5.65 | 5.65 | |
| 54.0 | | | 5.35 | 55.7x4.95 | | 53.0x5.50 | 5.25 | |
| 56.0 | | | 5.10 | 4.85 | | 5.00 | 5.00 | 57.8x4.55 |
| 58.0 | | | 4.85 | 4.60 | | | 4.75 | 4.50 |
| 60.0 | | | 58.1x4.80 | 4.40 | | | 4.50 | 4.25 |
| 62.0 | | | | 4.15 | | | 61.0x4.40 | 4.05 |
| 64.0 | | | | 3.95 | | | | 3.85 |
| 66.0 | | | | 65.5x3.80 | | | | 3.65 |
| 68.0 | | | | | | | | 3.50 |
| 68.4 | | | | | | | | 3.45 |

※注記は26ページと同じになります。

■作業範囲図



作業範囲は無負荷時の状態です。

51 mタワー(2本掛)

■タワークレーン定格総荷重表

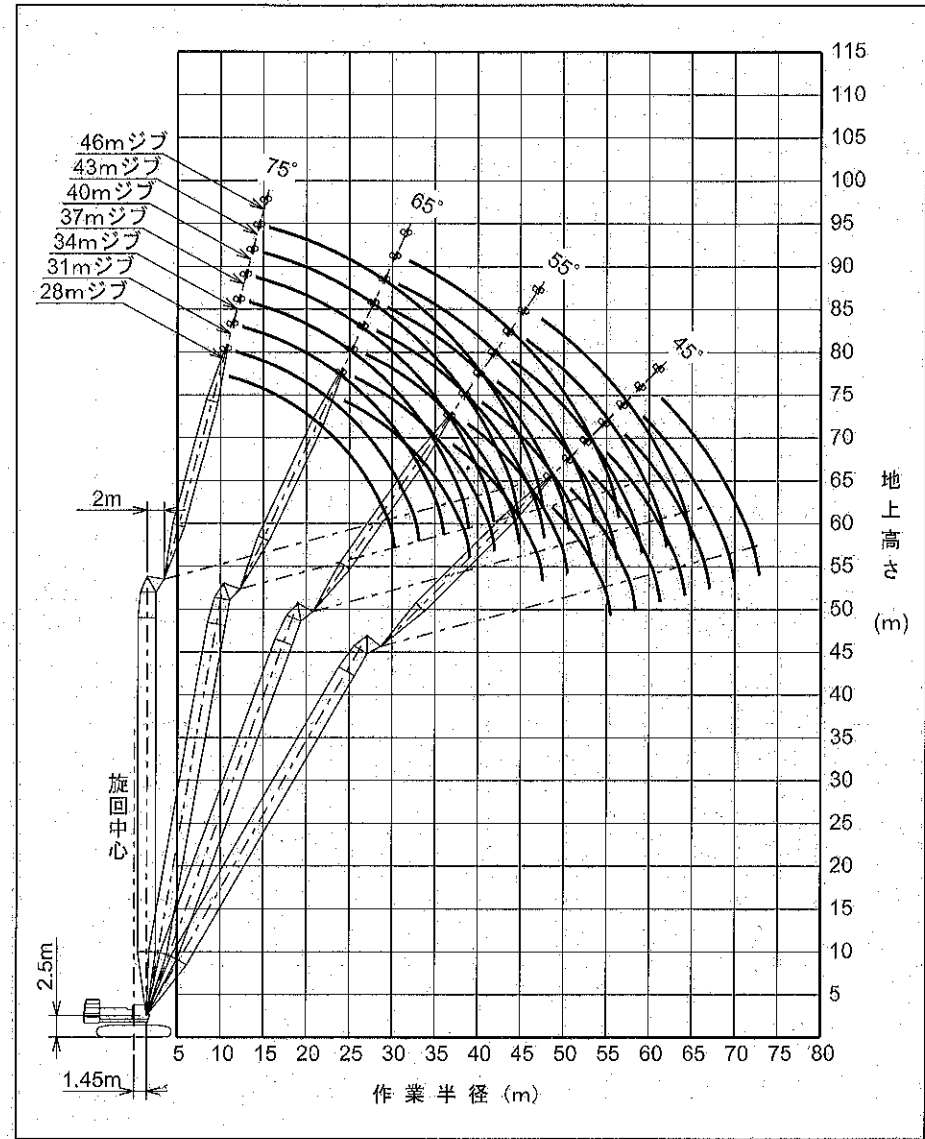
単位:t

| ジブ長さ(m) タワー角度(°) 作業半径(m) | 28 | | | | 31 | | | | 34 | | | | 37 | | | |
|--------------------------------|------------|------------|-----------|-----------|------------|------------|-----------|-----------|-------|------------|-----------|-----------|------------|------------|-----------|----|
| | 90 | 80 | 70 | 60 | 90 | 80 | 70 | 60 | 90 | 80 | 70 | 60 | 90 | 80 | 70 | 60 |
| 12.4 | 25.00 | | | | 13.2x24.80 | | | | | | | | | | | |
| 14.0 | 25.00 | | | | 24.70 | | | | 23.70 | | | | 14.9x21.75 | | | |
| 16.0 | 24.20 | | | | 23.10 | | | | 22.80 | | | | 21.45 | | | |
| 18.0 | 22.70 | | | | 21.50 | | | | 21.20 | | | | 20.30 | | | |
| 20.0 | 21.70 | | | | 20.30 | | | | 19.95 | | | | 19.00 | | | |
| 22.0 | 21.10 | | | | 19.45 | | | | 18.95 | | | | 17.95 | | | |
| 24.0 | 18.75 | 24.4x16.15 | | | 18.90 | 25.7x14.95 | | | 18.20 | | | | 17.15 | | | |
| 26.0 | 16.10 | 14.80 | | | 16.70 | 14.70 | | | 17.75 | 26.9x13.95 | | | 16.50 | | | |
| 28.0 | 13.80 | 13.50 | | | 14.55 | 13.35 | | | 15.75 | 13.30 | | | 16.05 | 28.2x13.05 | | |
| 30.0 | 11.55 | 12.40 | | | 12.65 | 12.25 | | | 13.95 | 12.15 | | | 14.25 | 12.05 | | |
| 32.0 | 30.2x10.90 | 11.40 | | | 10.90 | 11.30 | | | 12.35 | 11.20 | | | 12.70 | 11.10 | | |
| 34.0 | | 10.55 | | | 33.1x9.60 | 10.45 | | | 10.85 | 10.35 | | | 11.35 | 10.25 | | |
| 36.0 | | 9.85 | 37.1x9.50 | | | 9.70 | | | 9.35 | 9.60 | | | 10.10 | 9.55 | | |
| 38.0 | | 9.20 | 9.20 | | | 9.05 | 38.8x8.80 | | | 8.95 | | | 8.90 | 8.85 | | |
| 40.0 | | 39.0x8.85 | 8.60 | | | 8.45 | 8.40 | | | 8.40 | 40.5x8.20 | | 38.9x8.30 | 8.30 | | |
| 42.0 | | | 8.05 | | | 41.9x7.95 | 7.90 | | | 7.55 | 7.80 | | 7.75 | 42.3x7.65 | | |
| 44.0 | | | 7.60 | | | | 7.45 | | | 7.40 | 7.35 | | 7.30 | 7.20 | | |
| 46.0 | | | 7.15 | | | | 7.00 | | | 44.8x7.20 | 6.90 | | 6.85 | 6.80 | | |
| 48.0 | | | 47.6x6.85 | 48.7x6.85 | | | 6.80 | | | | 6.50 | | 47.7x6.55 | 6.40 | | |
| 50.0 | | | | 6.35 | | | 6.25 | 50.8x6.10 | | | 6.15 | | | 6.05 | | |
| 52.0 | | | | 6.05 | | | 50.4x6.20 | 5.85 | | | 5.85 | 53.0x5.60 | | 5.75 | | |
| 54.0 | | | | 5.70 | | | | 5.55 | | | 53.3x5.65 | 5.40 | | 5.45 | 55.1x5.15 | |
| 56.0 | | | | 55.4x5.50 | | | | 5.25 | | | | 5.15 | | 5.15 | 5.00 | |
| 58.0 | | | | | | | | 5.00 | | | | 4.90 | | 56.2x5.15 | 4.75 | |
| 60.0 | | | | | | | | 58.3x4.95 | | | | 4.65 | | | 4.50 | |
| 62.0 | | | | | | | | | | | | 61.2x4.50 | | | 4.30 | |
| 64.0 | | | | | | | | | | | | | | | 4.05 | |
| 64.1 | | | | | | | | | | | | | | | 4.05 | |

| ジブ長さ(m) タワー角度(°) 作業半径(m) | 40 | | | | 43 | | | | 46 | | | |
|--------------------------------|-----------|------------|-----------|-----------|------------|------------|-----------|-----------|------------|-----------|-----------|----|
| | 90 | 80 | 70 | 60 | 90 | 80 | 70 | 60 | 90 | 80 | 70 | 60 |
| 15.7 | 19.85 | | | | | | | | | | | |
| 16.0 | 19.80 | | | | 16.5x18.10 | | | | 17.3x16.45 | | | |
| 18.0 | 19.30 | | | | 17.80 | | | | 15.35 | | | |
| 20.0 | 18.05 | | | | 17.20 | | | | 15.10 | | | |
| 22.0 | 17.05 | | | | 16.20 | | | | 14.85 | | | |
| 24.0 | 16.15 | | | | 15.35 | | | | 14.50 | | | |
| 26.0 | 15.45 | | | | 14.60 | | | | 13.80 | | | |
| 28.0 | 14.95 | 29.6x12.25 | | | 14.05 | | | | 13.20 | | | |
| 30.0 | 14.45 | 11.90 | | | 13.60 | 30.7x11.50 | | | 12.55 | | | |
| 32.0 | 12.95 | 10.95 | | | 13.10 | 10.85 | | | 11.90 | 10.75 | | |
| 34.0 | 11.60 | 10.15 | | | 11.75 | 10.05 | | | 11.25 | 9.95 | | |
| 36.0 | 10.40 | 9.40 | | | 10.60 | 9.30 | | | 10.60 | 9.20 | | |
| 38.0 | 9.30 | 8.75 | | | 9.60 | 8.65 | | | 9.70 | 8.55 | | |
| 40.0 | 8.30 | 8.15 | | | 8.65 | 8.10 | | | 8.80 | 8.00 | | |
| 42.0 | 41.8x7.35 | 7.65 | | | 7.75 | 7.55 | | | 7.95 | 7.45 | | |
| 44.0 | | 7.15 | 7.05 | | 6.85 | 7.10 | 45.7x6.85 | | 7.20 | 7.00 | | |
| 46.0 | | 6.75 | 6.65 | | 44.7x6.55 | 6.65 | 6.65 | | 6.40 | 6.55 | 47.4x6.20 | |
| 48.0 | | 6.35 | 6.25 | | | 6.30 | 6.15 | | 47.6x5.80 | 6.20 | 6.05 | |
| 50.0 | | 6.00 | 5.90 | | | 5.90 | 5.80 | | 5.85 | 5.70 | | |
| 52.0 | | 60.6x5.90 | 5.80 | | | 5.60 | 5.50 | | 5.60 | 5.40 | | |
| 54.0 | | | 5.30 | | | 53.5x5.40 | 5.20 | | 5.20 | 5.10 | | |
| 56.0 | | | 5.05 | 57.2x4.70 | | | 4.95 | | 4.95 | 4.80 | | |
| 58.0 | | | 4.80 | 4.55 | | | 4.70 | 58.3x4.30 | | 56.4x4.90 | 4.55 | |
| 60.0 | | | 59.1x4.65 | 4.30 | | | 4.45 | 4.20 | | 4.35 | 61.4x3.90 | |
| 62.0 | | | | 4.10 | | | 4.25 | 4.00 | | 4.15 | 3.85 | |
| 64.0 | | | | 3.90 | | | | 3.75 | | 3.95 | 3.65 | |
| 66.0 | | | | 3.70 | | | | 3.60 | | 64.0x3.85 | 3.45 | |
| 68.0 | | | | 67.0x3.60 | | | | 3.40 | | | 3.25 | |
| 70.0 | | | | | | | | 69.9x3.25 | | | 3.10 | |
| 72.0 | | | | | | | | | | | 2.95 | |
| 72.8 | | | | | | | | | | | 2.90 | |

※注記は26ページと同じになります。

■作業範囲図



作業範囲は無負荷時の状態です。

54mタワー(2本掛)

■タワークレーン定格総荷重表

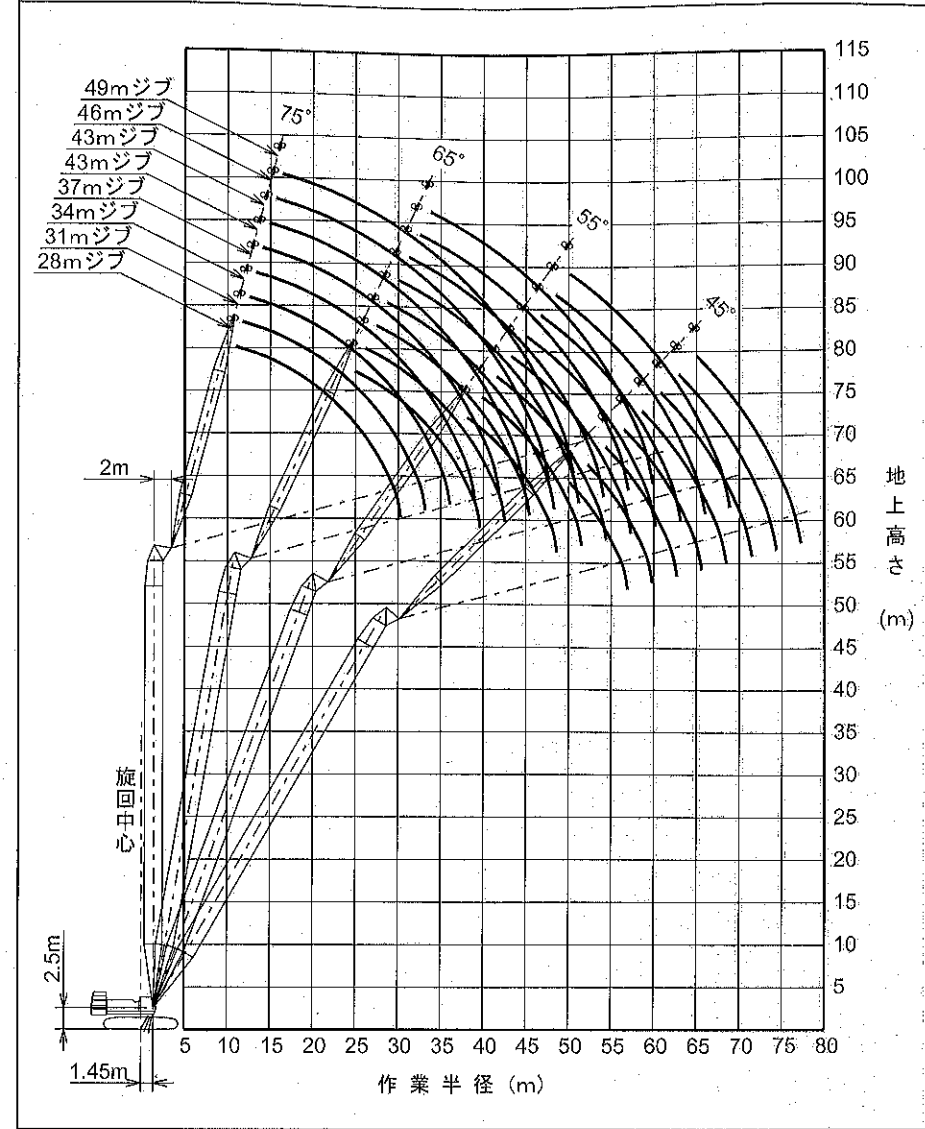
単位:t

| ジブ長さ(m) タワー角度(°) 作業半径(m) | 28 | | | | 31 | | | | 34 | | | | 37 | | | |
|--------------------------------|------------|------------|-----------|-----------|------------|------------|-----------|-----------|------------|------------|-----------|-----------|------------|------------|-----------|----|
| | 90 | 80 | 70 | 60 | 90 | 80 | 70 | 60 | 90 | 80 | 70 | 60 | 90 | 80 | 70 | 60 |
| 12.4 | 25.00 | | | | 13.3x23.20 | | | | | | | | | | | |
| 14.0 | 24.65 | | | | 23.00 | | | | 14.1x22.05 | | | | 14.9x20.30 | | | |
| 16.0 | 23.95 | | | | 22.35 | | | | 21.55 | | | | 20.05 | | | |
| 18.0 | 22.65 | | | | 21.45 | | | | 21.00 | | | | 19.65 | | | |
| 20.0 | 21.65 | | | | 20.25 | | | | 19.90 | | | | 18.95 | | | |
| 22.0 | 21.05 | | | | 19.40 | | | | 18.90 | | | | 17.90 | | | |
| 24.0 | 18.70 | 24.9x16.60 | | | 18.85 | | | | 18.15 | | | | 17.10 | | | |
| 26.0 | 16.05 | 14.80 | | | 16.70 | 26.2x14.55 | | | 17.70 | 27.5x13.60 | | | 16.45 | | | |
| 28.0 | 13.75 | 13.50 | | | 14.50 | 13.35 | | | 15.75 | 13.25 | | | 16.05 | 28.7x12.70 | | |
| 30.0 | 11.55 | 12.35 | | | 12.60 | 12.20 | | | 13.90 | 12.15 | | | 14.25 | 12.00 | | |
| 32.0 | 30.2x10.90 | 11.40 | | | 10.85 | 11.25 | | | 12.30 | 11.15 | | | 12.70 | 11.05 | | |
| 34.0 | | 10.55 | | | 33.1x8.60 | 10.40 | | | 10.85 | 10.35 | | | 11.30 | 10.20 | | |
| 36.0 | | 9.80 | | | | 9.70 | | | 9.35 | 9.60 | | | 10.05 | 9.50 | | |
| 38.0 | | 9.20 | 38.1x8.20 | | | 9.00 | 39.9x6.50 | | | 8.95 | | | 8.85 | 8.85 | | |
| 40.0 | | 39.5x6.70 | | | | 8.45 | 8.40 | | | 8.35 | 41.6x7.90 | | 38.9x6.30 | 8.25 | | |
| 42.0 | | | 8.05 | | | 7.90 | 7.90 | | | 7.85 | 7.75 | | 7.75 | 43.3x7.35 | | |
| 44.0 | | | 7.55 | | | 42.4x7.80 | 7.40 | | | 7.35 | 7.30 | | 7.25 | 7.20 | | |
| 46.0 | | | 7.15 | | | 7.00 | 7.00 | | | 45.3x7.05 | 6.90 | | 6.85 | 6.75 | | |
| 48.0 | | | 6.75 | | | | 6.80 | | | | 6.50 | | 6.45 | 6.40 | | |
| 50.0 | | | 48.5x6.65 | 50.2x6.30 | | | 6.25 | | | | 6.15 | | 48.2x6.40 | 6.00 | | |
| 52.0 | | | | 6.00 | | | 51.4x6.00 | 52.3x5.90 | | | 5.80 | | | 5.70 | | |
| 54.0 | | | | 5.70 | | | | 5.50 | | | 5.50 | 54.5x5.35 | | 5.40 | | |
| 56.0 | | | | 5.40 | | | | 5.20 | | | 54.3x5.45 | 5.10 | | 5.15 | 5.66x4.90 | |
| 58.0 | | | | | | | | 4.95 | | | | 4.85 | | 57.2x4.95 | 4.70 | |
| 60.0 | | | | | | | | 59.8x4.75 | | | | 4.60 | | | 4.45 | |
| 62.0 | | | | | | | | | | | | 4.35 | | | 4.20 | |
| 64.0 | | | | | | | | | | | | | 62.7x4.30 | | 4.00 | |
| 65.6 | | | | | | | | | | | | | | | 3.85 | |

| ジブ長さ(m) タワー角度(°) 作業半径(m) | 40 | | | | 43 | | | | 46 | | | | 49 | | | |
|--------------------------------|-----------|-----------|-----------|-----------|----|----|----|----|----|----|----|----|----|----|----|----|
| | 90 | 80 | 70 | 60 | 90 | 80 | 70 | 60 | 90 | 80 | 70 | 60 | 90 | 80 | 70 | 60 |
| 15.7 | 18.50 | | | | | | | | | | | | | | | |
| 16.0 | 18.45 | | | | | | | | | | | | | | | |
| 18.0 | 18.05 | | | | | | | | | | | | | | | |
| 20.0 | 17.65 | | | | | | | | | | | | | | | |
| 22.0 | 17.00 | | | | | | | | | | | | | | | |
| 24.0 | 16.10 | | | | | | | | | | | | | | | |
| 26.0 | 15.45 | | | | | | | | | | | | | | | |
| 28.0 | 14.90 | | | | | | | | | | | | | | | |
| 30.0 | 14.40 | 11.90 | | | | | | | | | | | | | | |
| 32.0 | 12.90 | 10.90 | | | | | | | | | | | | | | |
| 34.0 | 11.55 | 10.10 | | | | | | | | | | | | | | |
| 36.0 | 10.40 | 9.35 | | | | | | | | | | | | | | |
| 38.0 | 9.30 | 8.70 | | | | | | | | | | | | | | |
| 40.0 | 8.25 | 8.15 | | | | | | | | | | | | | | |
| 42.0 | 41.8x7.35 | 7.60 | | | | | | | | | | | | | | |
| 44.0 | | 7.15 | 45.0x6.85 | | | | | | | | | | | | | |
| 46.0 | | 6.70 | 6.60 | | | | | | | | | | | | | |
| 48.0 | | 6.30 | 6.20 | | | | | | | | | | | | | |
| 50.0 | | 5.95 | 5.85 | | | | | | | | | | | | | |
| 52.0 | | 51.1x5.80 | 5.55 | | | | | | | | | | | | | |
| 54.0 | | | 5.25 | | | | | | | | | | | | | |
| 56.0 | | | 5.00 | | | | | | | | | | | | | |
| 58.0 | | | 4.75 | 58.7x4.45 | | | | | | | | | | | | |
| 60.0 | | | 4.50 | 4.25 | | | | | | | | | | | | |
| 62.0 | | | 60.1x4.50 | 4.05 | | | | | | | | | | | | |
| 64.0 | | | | 3.80 | | | | | | | | | | | | |
| 66.0 | | | | 3.65 | | | | | | | | | | | | |
| 68.0 | | | | 3.45 | | | | | | | | | | | | |
| 70.0 | | | | 68.5x3.40 | | | | | | | | | | | | |
| 72.0 | | | | | | | | | | | | | | | | |
| 74.0 | | | | | | | | | | | | | | | | |
| 76.0 | | | | | | | | | | | | | | | | |
| 77.2 | | | | | | | | | | | | | | | | |

※注記は26ページと同じになります。

■作業範囲図



作業範囲は無負荷時の状態です。

57mタワー(2本掛)

■タワークレーン定格総荷重表

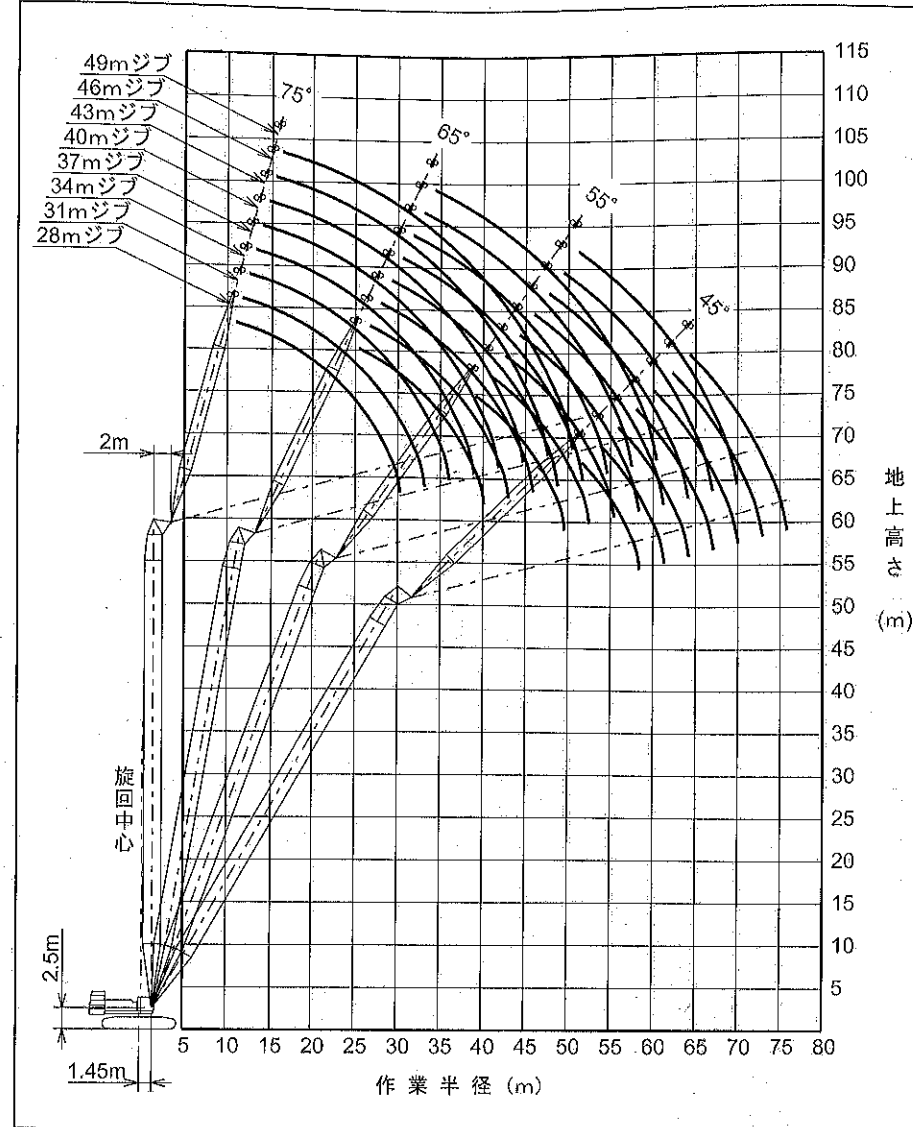
単位:t

| ジブ長さ(m) タワー角度(°) 作業半径(m) | 28 | | | | 31 | | | | 34 | | | | 37 | | | |
|--------------------------------|------------|------------|-----------|-----------|------------|------------|-----------|-----------|------------|-----------|-----------|-----------|------------|------------|-----------|-----------|
| | 90 | 80 | 70 | 60 | 90 | 80 | 70 | 60 | 90 | 80 | 70 | 60 | 90 | 80 | 70 | 60 |
| 12.5 | 23.80 | | | | 13.3x21.90 | | | | | | | | | | | |
| 14.0 | 23.30 | | | | 21.70 | | | | 14.1x20.90 | | | | 15.0x19.20 | | | |
| 16.0 | 22.65 | | | | 21.15 | | | | 20.35 | | | | 18.95 | | | |
| 18.0 | 21.65 | | | | 20.60 | | | | 19.90 | | | | 18.55 | | | |
| 20.0 | 20.90 | | | | 19.70 | | | | 19.05 | | | | 18.10 | | | |
| 22.0 | 20.15 | | | | 18.85 | | | | 18.50 | | | | 17.40 | | | |
| 24.0 | 18.70 | 25.4x15.20 | | | 18.20 | | | | 17.75 | | | | 16.75 | | | |
| 26.0 | 16.05 | 14.75 | | | 16.85 | 28.7x14.10 | | | 17.20 | | | | 16.16 | | | |
| 28.0 | 13.75 | 13.45 | | | 14.50 | 13.30 | | | 15.70 | 13.20 | | | 15.70 | 29.2x12.40 | | |
| 30.0 | 11.55 | 12.30 | | | 12.60 | 12.15 | | | 13.90 | 12.10 | | | 14.25 | 11.95 | | |
| 32.0 | 30.2x10.90 | 11.35 | | | 10.85 | 11.20 | | | 12.30 | 11.10 | | | 12.70 | 11.00 | | |
| 34.0 | | 10.60 | | | 33.1x9.60 | 10.35 | | | 10.80 | 10.30 | | | 11.30 | 10.20 | | |
| 36.0 | | 9.75 | | | | 9.65 | | | 9.35 | 9.55 | | | 8.85 | 8.90 | | |
| 38.0 | | 9.10 | 39.2x8.85 | | | 9.00 | | | | 8.90 | | | 10.05 | 9.45 | | |
| 40.0 | | 8.55 | 8.55 | | | 8.40 | 40.8x8.15 | | | 8.30 | | | 38.9x8.25 | 8.20 | | |
| 42.0 | | | 8.00 | | | 7.85 | 7.85 | | | 7.80 | 42.8x7.80 | | 7.20 | | | |
| 44.0 | | | 7.55 | | | 42.8x7.65 | 7.40 | | | 7.30 | 7.25 | | 7.20 | 44.3x7.10 | | |
| 46.0 | | | 7.10 | | | | 6.95 | | | 45.8x6.90 | 6.85 | | | 6.80 | 6.70 | |
| 48.0 | | | 6.70 | | | | 6.55 | | | | 6.45 | | | 6.40 | 6.35 | |
| 50.0 | | | 49.6x6.40 | 51.7x6.05 | | | 6.20 | | | | 6.10 | | | 48.7x6.25 | 6.00 | |
| 52.0 | | | | 6.00 | | | 5.85 | 53.8x5.65 | | | 5.80 | | | | 5.65 | |
| 54.0 | | | | 5.70 | | | 52.5x5.80 | 5.50 | | | 5.50 | | | | 5.35 | |
| 56.0 | | | | 5.40 | | | | 5.20 | | | 55.4x5.30 | 5.10 | | | 5.10 | |
| 58.0 | | | | 5.10 | | | | 4.95 | | | | 4.80 | | | 4.85 | 58.1x4.65 |
| 60.0 | | | | 58.4x5.05 | | | | 4.70 | | | | 4.55 | | | 58.2x4.80 | 4.40 |
| 62.0 | | | | | | | | 81.3x4.55 | | | | 4.35 | | | | 4.20 |
| 64.0 | | | | | | | | | | | | 4.10 | | | | 3.95 |
| 66.0 | | | | | | | | | | | | 64.2x4.10 | | | | 3.70 |
| 67.1 | | | | | | | | | | | | | | | | 3.60 |

| ジブ長さ(m) タワー角度(°) 作業半径(m) | 40 | | | | 43 | | | | 46 | | | | 49 | | |
|--------------------------------|-----------|------------|-----------|-----------|------------|------------|-----------|-----------|----|------------|------------|-----------|------------|-----------|-----------|
| | 90 | 80 | 70 | 60 | 90 | 80 | 70 | 60 | 90 | 80 | 70 | 60 | 90 | 80 | 70 |
| 15.8 | 17.50 | | | | | | | | | | | | | | |
| 16.0 | 17.45 | | | | | | | | | | | | | | |
| 18.0 | 17.05 | | | | 16.6x15.90 | | | | | 17.5x14.40 | | | | | |
| 20.0 | 16.70 | | | | 15.35 | | | | | 14.05 | | | 18.3x12.60 | | |
| 22.0 | 16.40 | | | | 15.05 | | | | | 13.75 | | | 12.40 | | |
| 24.0 | 15.75 | | | | 14.80 | | | | | 13.50 | | | 12.20 | | |
| 26.0 | 15.15 | | | | 14.25 | | | | | 13.30 | | | 12.00 | | |
| 28.0 | 14.65 | | | | 13.75 | | | | | 12.85 | | | 11.90 | | |
| 30.0 | 14.25 | 30.5x11.55 | | | 13.30 | 31.8x10.90 | | | | 12.50 | | | 11.65 | | |
| 32.0 | 12.90 | 10.85 | | | 12.95 | 10.75 | | | | 11.85 | 33.1x10.25 | | 10.35 | | |
| 34.0 | 11.55 | 10.05 | | | 11.75 | 9.95 | | | | 11.20 | 9.85 | | 9.85 | 34.3x9.20 | |
| 36.0 | 10.35 | 9.30 | | | 10.55 | 9.20 | | | | 10.60 | 9.10 | | 9.30 | 8.95 | |
| 38.0 | 9.25 | 8.85 | | | 9.55 | 8.55 | | | | 9.65 | 8.45 | | 8.65 | 8.30 | |
| 40.0 | 8.25 | 8.10 | | | 8.60 | 8.00 | | | | 8.75 | 7.90 | | 8.10 | 7.75 | |
| 42.0 | 41.8x7.30 | 7.55 | | | 7.70 | 7.45 | | | | 7.90 | 7.35 | | 7.60 | 7.25 | |
| 44.0 | | 7.10 | | | 6.80 | 7.00 | | | | 7.15 | 6.90 | | 7.05 | 6.75 | |
| 46.0 | | 6.65 | 6.55 | | 44.7x6.90 | 6.55 | 47.8x6.15 | | | 6.40 | 6.45 | | 6.55 | 6.35 | |
| 48.0 | | 6.30 | 6.20 | | | 6.20 | 6.05 | | | 47.6x5.75 | 6.10 | 49.5x5.70 | 5.90 | 5.95 | |
| 50.0 | | 5.90 | 5.85 | | | 5.85 | 5.70 | | | | 5.75 | 5.60 | 5.25 | 5.60 | 51.2x5.25 |
| 52.0 | | 51.6x5.65 | 5.50 | | | 5.50 | 5.40 | | | | 5.40 | 5.30 | 50.5x5.05 | 5.30 | 5.10 |
| 54.0 | | | 5.20 | | | 5.20 | 5.10 | | | | 5.10 | 5.00 | | 5.00 | 4.85 |
| 56.0 | | | 4.95 | | | 54.5x5.15 | 4.85 | | | | 4.85 | 4.70 | | 4.70 | 4.55 |
| 58.0 | | | 4.70 | | | | 4.60 | | | | 57.4x4.65 | 4.45 | | 4.45 | 4.30 |
| 60.0 | | | 4.45 | 60.2x4.10 | | | 4.35 | | | | 4.25 | | | 4.25 | 4.10 |
| 62.0 | | | 61.1x4.35 | 3.90 | | | 4.15 | 62.3x3.65 | | | 4.00 | | | 60.3x4.20 | 3.85 |
| 64.0 | | | | 3.85 | | | 3.95 | | | | 3.80 | 64.4x3.15 | | | 3.65 |
| 66.0 | | | | 3.40 | | | 3.20 | | | | 3.60 | 2.95 | | | 3.45 |
| 68.0 | | | | 3.20 | | | | | | | 66.9x3.55 | 2.75 | | | 3.30 |
| 70.0 | | | | 3.00 | | | | | | | | 2.55 | | | 69.8x3.15 |
| 72.0 | | | | | | | 2.60 | | | | | 2.60 | | | |
| 74.0 | | | | | | | 72.9x2.50 | | | | | 2.20 | | | |
| 75.8 | | | | | | | | | | | | 2.05 | | | |

※注記は26ページと同じになります。

■作業範囲図



作業範囲は無負荷時の状態です。

60mタワー(2本掛)

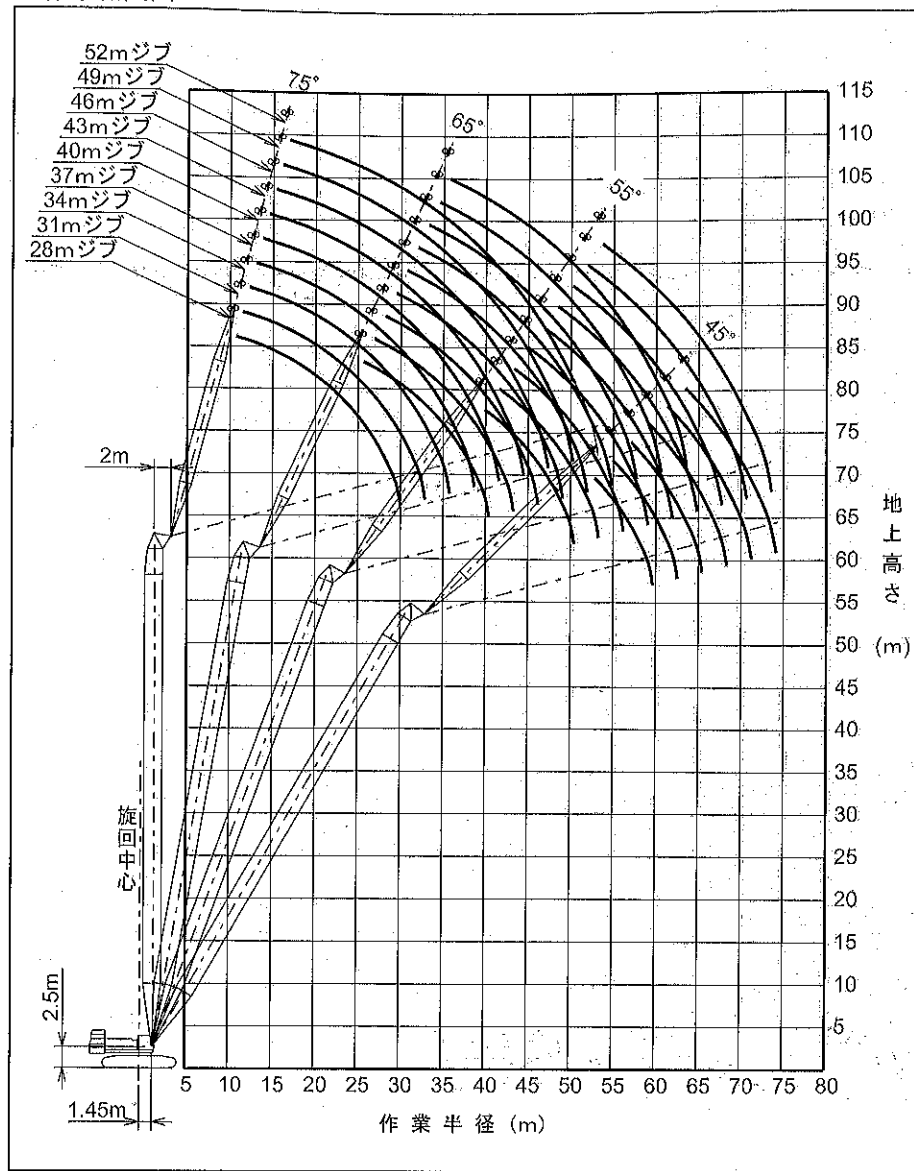
■タワークレーン定格総荷重表

| ジブ長さ(m) タワー角度(°) 作業半径(m) | 28 | | | | 31 | | | | 34 | | | | 37 | | | |
|--------------------------------|------------|-----------|-----------|-----------|------------|------------|-----------|-----------|------------|------------|-----------|----|------------|------------|-----------|----|
| | 90 | 80 | 70 | 60 | 90 | 80 | 70 | 60 | 90 | 80 | 70 | 60 | 90 | 80 | 70 | 60 |
| 12.5 | 21.40 | | | | 13.4x19.75 | | | | | | | | | | | |
| 14.0 | 21.00 | | | | 19.60 | | | | 14.2x18.85 | | | | 15.0x17.35 | | | |
| 16.0 | 20.45 | | | | 19.10 | | | | 18.45 | | | | 17.15 | | | |
| 18.0 | 20.00 | | | | 18.60 | | | | 18.05 | | | | 16.75 | | | |
| 20.0 | 19.55 | | | | 18.20 | | | | 17.65 | | | | 16.40 | | | |
| 22.0 | 19.20 | | | | 17.75 | | | | 17.25 | | | | 16.10 | | | |
| 24.0 | 18.80 | | | | 17.30 | | | | 16.80 | | | | 15.80 | | | |
| 26.0 | 18.00 | 14.35 | | | 16.80 | 27.2x13.45 | | | 16.25 | | | | 15.25 | | | |
| 28.0 | 13.70 | 13.10 | | | 14.40 | 12.95 | | | 15.65 | 28.5x12.65 | | | 14.75 | 29.8x11.85 | | |
| 30.0 | 11.50 | 12.00 | | | 12.50 | 11.90 | | | 13.80 | 11.60 | | | 14.15 | 11.70 | | |
| 32.0 | 30.2x10.90 | 11.10 | | | 10.75 | 10.95 | | | 12.20 | 10.85 | | | 12.60 | 10.80 | | |
| 34.0 | | 10.25 | | | 33.1x9.60 | 10.15 | | | 10.75 | 10.05 | | | 11.20 | 10.00 | | |
| 36.0 | | 9.55 | | | | 9.45 | | | 9.25 | 9.35 | | | 9.95 | 9.25 | | |
| 38.0 | | 8.90 | | | | 8.60 | | | 8.75 | | | | 8.75 | 8.65 | | |
| 40.0 | | 8.35 | 40.2x8.35 | | | 8.25 | 41.9x7.75 | | 8.20 | | | | 38.9x8.20 | 8.10 | | |
| 42.0 | | 40.8x8.20 | 7.85 | | | 7.75 | 7.70 | | 7.65 | 43.8x7.20 | | | 7.15 | 7.60 | | |
| 44.0 | | | 7.40 | | | 43.5x7.40 | 7.20 | | 7.20 | 7.10 | | | 7.15 | 45.3x6.70 | | |
| 46.0 | | | 6.95 | | | | 6.80 | | 6.80 | 6.70 | | | 6.75 | 6.55 | | |
| 48.0 | | | 6.55 | | | | 6.40 | | 46.4x6.75 | 6.30 | | | 6.35 | 6.20 | | |
| 50.0 | | | 6.20 | | | | 6.05 | | | 5.95 | | | 49.3x6.15 | 5.85 | | |
| 52.0 | | | 50.6x6.10 | 53.2x5.80 | | | 5.75 | | | 5.65 | | | | 5.50 | | |
| 54.0 | | | | 5.65 | | | 53.5x5.50 | 55.3x5.20 | | 5.35 | | | | 5.20 | | |
| 56.0 | | | | 5.35 | | | | 5.05 | | 5.05 | 57.5x4.65 | | | 4.95 | | |
| 58.0 | | | | 5.05 | | | | 4.75 | | 56.4x5.00 | 4.65 | | | 4.70 | 59.6x4.10 | |
| 60.0 | | | | 59.9x4.80 | | | | 4.45 | | | 4.25 | | | 59.3x4.55 | 4.00 | |
| 62.0 | | | | | | | | 4.20 | | | 4.00 | | | | 3.75 | |
| 64.0 | | | | | | | | 82.8x4.10 | | | 3.75 | | | | 3.50 | |
| 66.0 | | | | | | | | | | | 65.7x3.55 | | | | 3.30 | |
| 68.0 | | | | | | | | | | | | | | | 3.05 | |
| 68.6 | | | | | | | | | | | | | | | 3.00 | |

| ジブ長さ(m) タワー角度(°) 作業半径(m) | 40 | | | | 43 | | | | 46 | | | | 49 | | | | 52 | | |
|--------------------------------|-----------|------------|-----------|-----------|------------|------------|-----------|-----------|----|----|----|----|----|----|-----------|----|----|----|----|
| | 90 | 80 | 70 | 60 | 90 | 80 | 70 | 60 | 90 | 80 | 70 | 60 | 90 | 80 | 70 | 60 | 90 | 80 | 70 |
| 15.8 | 15.85 | | | | | | | | | | | | | | | | | | |
| 16.0 | 15.80 | | | | | | | | | | | | | | | | | | |
| 18.0 | 16.45 | | | | 16.7x14.40 | | | | | | | | | | | | | | |
| 20.0 | 15.10 | | | | 14.20 | | | | | | | | | | | | | | |
| 22.0 | 14.80 | | | | 13.65 | | | | | | | | | | | | | | |
| 24.0 | 14.55 | | | | 13.40 | | | | | | | | | | | | | | |
| 26.0 | 14.30 | | | | 13.15 | | | | | | | | | | | | | | |
| 28.0 | 13.80 | | | | 12.80 | | | | | | | | | | | | | | |
| 30.0 | 13.35 | 31.0x11.10 | | | 12.40 | | | | | | | | | | | | | | |
| 32.0 | 12.80 | 10.65 | | | 12.00 | 32.3x10.20 | | | | | | | | | | | | | |
| 34.0 | 11.45 | 9.85 | | | 11.60 | 9.75 | | | | | | | | | | | | | |
| 36.0 | 10.25 | 9.15 | | | 10.50 | 9.05 | | | | | | | | | | | | | |
| 38.0 | 9.20 | 8.55 | | | 9.45 | 8.45 | | | | | | | | | | | | | |
| 40.0 | 8.15 | 7.95 | | | 8.50 | 7.90 | | | | | | | | | | | | | |
| 42.0 | 41.8x7.20 | 7.45 | | | 7.60 | 7.40 | | | | | | | | | | | | | |
| 44.0 | | 7.00 | | | 6.75 | 6.95 | | | | | | | | | | | | | |
| 46.0 | | 6.60 | 47.1x6.20 | | 44.7x6.40 | 6.55 | | | | | | | | | | | | | |
| 48.0 | | 6.25 | 6.00 | | | 6.15 | 48.8x5.80 | | | | | | | | | | | | |
| 50.0 | | 5.90 | 5.65 | | | 5.85 | 5.55 | | | | | | | | | | | | |
| 52.0 | | 5.60 | 5.35 | | | 5.50 | 5.25 | | | | | | | | | | | | |
| 54.0 | | 52.2x5.55 | 5.05 | | | 5.20 | 4.95 | | | | | | | | | | | | |
| 56.0 | | | 4.80 | | | 55.1x5.05 | 4.70 | | | | | | | | | | | | |
| 58.0 | | | 4.55 | | | | 4.45 | | | | | | | | | | | | |
| 60.0 | | | 4.30 | 61.7x3.50 | | | 4.20 | | | | | | | | | | | | |
| 62.0 | | | 4.10 | 3.45 | | | 4.00 | 63.8x3.95 | | | | | | | | | | | |
| 64.0 | | | 62.2x4.10 | 3.20 | | | 3.80 | 3.00 | | | | | | | | | | | |
| 66.0 | | | | 2.95 | | | 65.1x3.70 | 2.80 | | | | | | | | | | | |
| 68.0 | | | | 2.75 | | | | 2.60 | | | | | | | | | | | |
| 70.0 | | | | 2.55 | | | | 2.40 | | | | | | | | | | | |
| 72.0 | | | | | 71.5x2.45 | | | 2.25 | | | | | | | | | | | |
| 74.0 | | | | | | | | 2.05 | | | | | | | 70.8x2.95 | | | | |
| 74.4 | | | | | | | | 2.00 | | | | | | | | | | | |

※注記は26ページと同じになります。

■作業範囲図



作業範囲は無負荷時の状態です。

■基本装備・オプション一覧

○：基本装備 ●：オプション ー：設定なし

| 項目 | クローラクレーン | フルラッピングタワー |
|---|----------|------------|
| 上部旋回体 | | |
| リーディングウインチ (内訳) ・リーディングウインチ (タグライン兼用型) ・φ10mm×220mロープ ・ロープジョイント ・ブーム下面ガイドローラ | ● | ● |
| サイドステップ(手すり付き) | ● | ● |
| サイドステップ(手すり無し折りたたみ式) | ● | ● |
| 主・補巻レバー、ブレーキペダル入れ替え | ● | ● |
| Aフレーム昇降装置 | ○ | ○ |
| ブームフットピン着脱装置 | ○ | ○ |
| キャブ | | |
| 消火器 | ● | ● |
| 拡声器 | ● | ● |
| AM/FMラジオ | ○ | ○ |
| 扇風機 | ● | ● |
| 安全装備品 | | |
| モーメントリミッタ解除警告灯 | ● | ● |
| 点灯式航空障害灯 | ● | ● |
| 点滅式航空障害灯 | ● | ● |
| 風速計 | ● | ○ |
| 無線通話装置(1対2) | ● | ● |
| 無線通話装置(1対1) | ● | ● |
| 天窗ガード | ● | ● |
| TVモニター | ● | ● |
| 水泡式水準器(運転室内) | ● | ○ |
| マルチディスプレイ | ○ | ○ |
| クレーン | | |
| 37m基本ジブAss'y (内訳) ・13m基本ジブ(ジブマスト、3mジブ継ぎブーム含む) ・補巻ロープ(φ28mm×230m) *4 ・13tフック ・6mジブ継ぎブーム×4本 | ● | ● *2、*4 |
| 2本掛け用補巻ロープ(φ28mm×300m) *4 | ● | — |
| 補助ジブAss'y (内訳) ・補助ジブ単体 *2、*3 ・補巻ロープ(φ28mm×190m) *2 ・13tフック | ● | ● *2 |
| クレーン専用部品一式 「10.5m上ブーム、200tフック、ブームストップ、主巻フック過巻防止装置、 ブームマスト、中間支持用品、12m継ぎブーム×2本」 | — | ● |
| ブームマスト | ● *5 | ● *1、*5 |
| 中間支持用品 | ● *6 | ● *1、*6 |
| 台船上搭載クレーン用品 (モーメントリミッタカセット、運転室内荷重銘板：変更検査に伴い必要になります) | ● | — |
| ブーム背面ガード：18m基本ブーム用(アルミ式、スタンション付、親綱付) (内訳) ・背面ガード(アルミ式、スタンション付) ・親綱(φ16mm×30m) *親綱必要本数目安：1本でブーム長さ27mまで 2本でブーム長さ57mまで 3本で最長ブーム長さ90mまで | ● | ● |
| 上ブーム下面パッファ(角材7本) | ● | ● *2 |
| 継ぎブーム | | |
| 200tフック(16本掛) | ○ | ● *1 |
| 100tフック(8本掛) | ● | ● *2 |
| 60tフック(5本掛) | ● | ● *2 |
| 25tフック(2本掛) | ● | ○ |
| 13tフック(1本掛) | ● | ● |
| 3m 継ぎブーム(A) | ● | ○ |
| 3m 継ぎブーム(B) | ● | ○ |
| 6m 継ぎブーム | ● | ○ |
| 9m 継ぎブーム(A) | ● | ○ |
| 9m 継ぎブーム(B) *6 | ● *6 | ○ |
| 12m 継ぎブーム | ● | ● *1 |

- (注) 1. クレーン専用部品に含まれています。
2. クレーン専用部品を購入することで追加可能な用品です。
3. ジブAss'yと同時に購入される場合は、フック、ワイヤロープなどの共通部品を除く本用品を追加します。
4. クレーンジブ用補巻ロープは、1本掛け仕様用長さを基準としています。
2本掛け仕様用ロープ長さは、φ28mm×300mです。別途必要になります。
5. ブーム長さ60m以上に必要です。
6. 最長ブーム長さ90mに必要です。